

Country Experience

Compiling GDP and QGDP in Nepal

Regional Course on SNA 2008 (Special Topics): Improving Exhaustiveness of GDP Coverage
organized by
UNSIAP and KOSTAT
31 Aug-04 Sep 2015
South Korea

Jishnu Mohan Bhattarai, Ph.D.
Director
Central Bureau of Statistics

Outline of presentation

- Present Estimates
- GDP Estimate after Earthquake
- Quarterly Estimates
- Continuation of QGDP

NSIC	Industrial Classification	2070/71R	PRE-EARTHQUAKE	POST-EARTHQUAKE
		2013/14R	2014/15P	2014/15P
A	Agriculture and forestry	32.03	30.85	31.23
B	Fishing	0.48	0.47	0.47
C	Mining and quarrying	0.61	0.62	0.61
D	Manufacturing	6.28	6.33	6.29
E	Electricity gas and water	1.19	1.09	1.11
F	Construction	6.99	7.18	7.13
G	Wholesale and retail trade	14.84	14.88	14.82
H	Hotels and restaurants	1.96	2.09	2.07
I	Transport, storage and communications	8.83	8.71	8.55
J	Financial intermediation	3.79	3.68	3.71
K	Real estate, renting and business activities	8.50	9.10	8.88
L	Public administration and defence	2.46	2.59	2.63
M	Education	6.40	6.69	6.70
N	Health and social work	1.54	1.67	1.70
O	Other community, social and personal service activities	4.09	4.05	4.08

Composition by Broad Industry Group

Composition of GDP (in percentage)	2013/14R	2014/15P Pre-disaster	2014/15P Post Disaster
Primary Sector	33.12	31.94	32.31
Secondary Sector	14.46	14.60	14.53
Tertiary Sector	52.42	53.46	53.16

Some Macroeconomic Ratios

Final Consumption Expenditure as percentage of GDP	91.08
Gross Domestic Saving as percentage of GDP	8.92
Gross National Saving as percentage of GDP	46.44
Exports of goods and services as percentage of GDP	12.14
Imports of goods and services as percentage of GDP	40.30
Gross Fixed Capital Formation as percentage of GDP	23.13
Workers' Remittance as Percentage of GDP	30.21
Resource Gap as percentage of GDP(+/-)	9.37

Practices in Nepal

- **First national accounts exercise in 1961/62**
- **Continuation only after 1964/65**
- **Rebasing exercise**
 - 1964/65**
 - 1974/75**
 - 1984/85**
 - 1994/95**
 - 2000/01**

Sources of Information



List of Data Sources

Censuses:

- Population Census 2011
- Agriculture Census 2011
- Census of Manufacturing Establishments 2013/14
- Census of Small Scale Manufacturing 2011/12

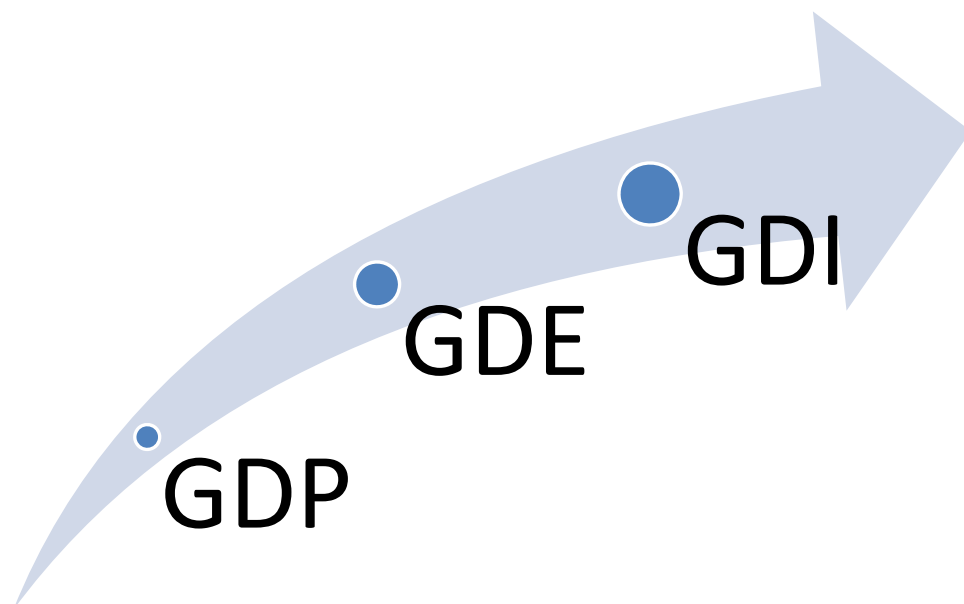
Household Surveys:

- Nepal Living Standard Survey 2010/11
- Nepal Labor Force Survey 2008/09
- Annual Household Survey 2012, 13, 14

List of Data Sources

- Food balance sheet of Nepal
- Current Agriculture Statistics produced by Ministry of Agriculture
- Enterprise P/L accounts, balance sheets
- Other administrative records

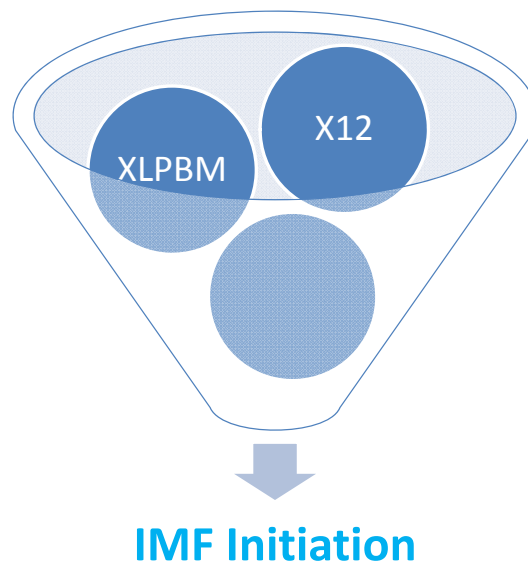
Approaches of GDP Compilation



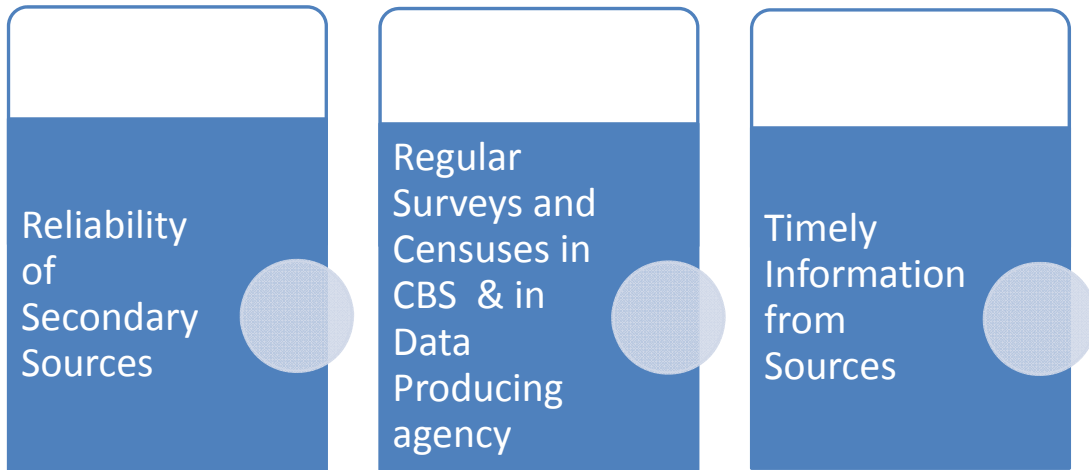
QNA compilation activities



Software used in QGDP



Regular QGDP



Sector wise QGDP Growth Scenario (Seasonally Unadjusted)

	Industrial Classification	2014/15		
		Q1	Q2	Q3
A	Agriculture and forestry	-3.68	2.44	-2.50
B	Fishing	2.37	0.95	0.29
C	Mining and quarrying	18.00	18.89	2.90
D	Manufacturing	1.98	4.84	0.42
E	Electricity gas and water	-7.14	0.31	7.53
F	Construction	18.95	19.39	3.05
G	Wholesale and retail trade	9.19	-0.67	0.47
H	Hotels and restaurants	4.12	-3.54	-8.57
I	Transport, storage and communications	6.03	6.56	7.34
J	Financial intermediation	7.39	2.12	5.23
K	Real estate, renting and business activities	5.39	5.27	4.05
L	Public administration and defence	12.13	4.74	4.12
M	Education	-0.48	13.31	-4.37
N	Health and social work	-13.23	-0.80	-3.16
O	Other community, social and personal service activities	-9.35	-2.03	4.30
	Quarterly Gross Domestic Product	-2.64	2.68	0.72

NSIC categories P and Q are included in category O

Challenges to migrate 2008SNA

- Data is not available yet for Nepalese Version Classification of ISIC rev4., BOPM6, CPC rev2, SITC rev4,
- It demands for further surveys..
- Change in Stock estimate is not available.
- Private consumption estimate should be available separately.
- Operating Surplus/mixed income independent estimate required.
- Institutional sectorwise estimate is not available.

Change in Stock

- Stock in Agriculture sector
- Stock in manufacturing and Construction
- Stock in whole and retail trade is important

List of Surveys Completed for Rebasing 2010/11

SN	Censuses/Surveys
1	Nepal Vegetable Crops Survey, 2009/10
2	Nepal Multiple Indicator Cluster Survey(Mid and Far Western Regions), 2010
3	Census of Motion Pictures and Music Industry, 2010/11
4	Nepal Living Standards Survey, 2010/11
5	National Population and Housing Census, 2011
6	Study of Freight Margin 2011
7	National Sample Census of Agriculture, 2011/12
8	National Census of Manufacturing Establishments, 2011/12
9	Survey on Current Hard drug users in Nepal, 2012
10	Annual Household Survey, 2012/13
11	Census of Private Hospitals in Nepal, 2013
12	Census of Real Estate Service in Nepal, 2013

List of Surveys Completed for Rebasing 2010/11 contd...

SN	Censuses/Surveys
13	Census of Cold storage Service in Nepal, 2013/14
14	Public Land Transport Survey, 2013
15	Private Educational Institution Survey, 2013
16	Nepal Multiple Indicator Cluster Survey, 2013/14
17	Annual Household Survey, 2013/14
18	Census of Institutional Agriculture Holdings, 2013/14
19	Census of Cable Television Service in Nepal, 2012/13
20	Survey of ICT Establishment in Nepal, 2012/13
21	Nepal FM Radio Census, 2012/13
22	Survey of Trekking, Travelling and Rafting Service in Nepal, 2013/14
23	Census of Engineering Consultancy Service in Nepal, 2013/14
24	Survey of Auditors Service in Nepal, 2013/14
25	Survey of Lawyers Service in Nepal, 2013/14

Open Discussion