

1

GROUP 3

INDEPENDENT WORKER

EMPLOYERS  
S20 CODE 1  
JR4

INDEPENDENT WORKER  
S20 CODE 4 JR4

INCORPORATION,  
REGISTRATION  
S21 JR4

BOOKKEEPING  
FOR TAX  
PURPOSES  
S3 JRC

NO  
CODE 2

YES, IN PROGRESS  
CODE 1 OR CODE 3

YES  
CODE 1

FORMAL JOB

FORMAL SECTOR

INFORMAL SECTOR

INFORMAL JOB

4

CONTRIBUTING FAMILY WORKER  
S20 CODE 5 JR4

FORMAL JOB

CODE 1 - YES  
CODE 3 - IN  
PROCESS OF  
REGISTRATION

INCORPORATION OR  
REGISTRATION  
S21 JR4

CODE 2 -  
NO

CONTRIBUTION TO  
SOCIAL PROTECTION  
(BY EMPLOYER)  
S33. a, b, f JR4

YES

NO

CODE 1  
YES

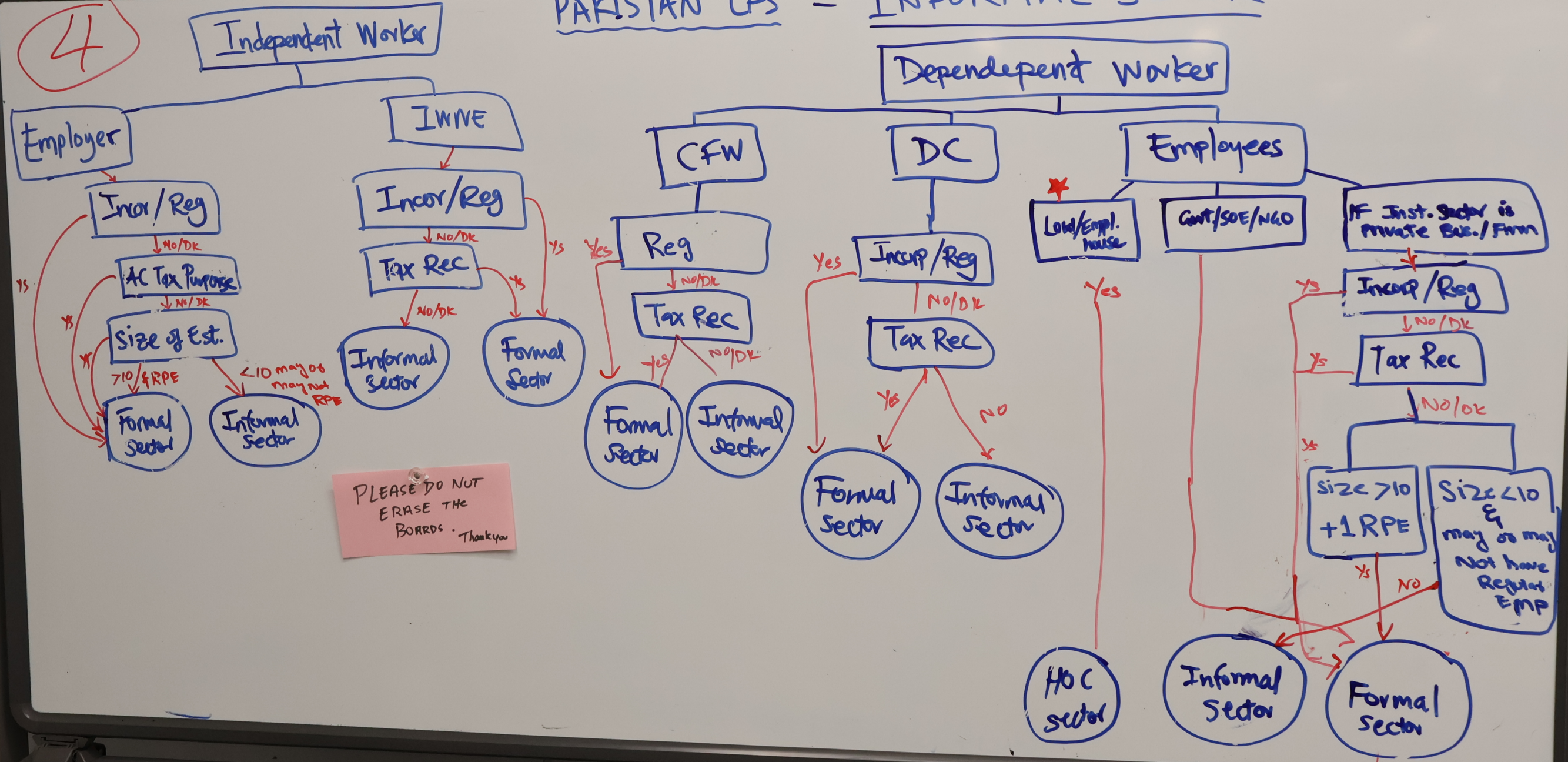
BOOKKEEPING FOR  
TAX PURPOSES  
S3 JRC

CODE 2 -  
NO

PLEASE DO NOT  
ERASE THE BOARD  
THANK YOU.



# PAKISTAN LFS - INFORMAL SECTOR



PLEASE DO NOT ERASE THE BOARDS. Thank you



1 SIZE & TRENDS OF INFORMALITY

2 COMPOSITION OF INFORMALITY

3 EXPOSURE TO INFORMALITY

4 WORKING CONDITIONS & PRODUCTIVITY

5 CONTEXTUAL VULNERABILITY

OTHER STRUCTURAL FACTORS

INFORMAL EMPLOYMENT

PARTLY INFORMAL ACTIVITIES

INFORMAL WORK ACT

IND. (PLFS)

VUT

(LFS 2025) MALDIVES

IND. (PLFS)

NEP (LFS 2017/18)

IND. (PLFS) MALDIVES

NEP (LFS 2017/18)

IND. (PLFS)

NEP (LFS 2017/18)

IND. (PLFS)

VUT (LFS 2025) MALDIVES

NEP (LFS 2017/18)

IND. (PLFS)

(BEC 2022)

NEP (LFS 2017/18)

NEP (LFS, 2017/2018)

INDONESIA LFS

INDONESIA LFS

INDONESIA LFS

INDONESIA LFS

INDONESIA LFS (excl. Poverty)

INDONESIA LFS

MYS LFS/SIN/IS

MYS LFS/SIN/IS

Unpublished (2020-2023): 38.9% (included Agr. Sector) 22.5% (excluded Agr. sector) Source: LFS.

Unpublished (Possible) - Published. Inferred exposure by sector (+) by gender (+) by region (+) by sector (Safamanty) (-)

Unpublished (Possible) - Published. Income (+) working time (+) Place of work (+) Representation & security (-) Emp. security (+) Source: LFS.

Unpublished (Possible) - Published. Adjusted indicators: working poverty (+) Source: HES.

VUT (BEC 2022)

2019-2020 HIES 2023-2024 EUS FIJI

2019-2020 HIES 2023-2024 EUS FIJI

2019-2020 HIES 2023-2024 EUS FIJI

2019-2020 HIES 2023-2024 LFS FIJI

2019-2020 HIES 2023-2024 EUS FIJI

2019-2020 HIES 2023-2024 EUS FIJI

2019-2020 HIES 2023-2024 EUS FIJI

2019-2020 HIES 2023-2024 EUS FIJI

2019-2020 HIES 2023-2024 EUS FIJI

2019-2020 HIES 2023-2024 EUS FIJI

2019-2020 HIES 2023-2024 EUS FIJI

2019-2020 HIES 2023-2024 EUS FIJI

IND. PLFS

IND. PLFS

Maldives HIES 2019

Maldives HIES 2019

Maldives HIES 2019

Maldives HIES 2019



**PARTLY INFORMAL ACTIVITIES**

**INFORMAL WORK ACTIVITIES**

**Economic Units [informal sector]**

**INFORMAL PRODUCTIVE ACTIVITIES**

(Published)  
38.9% (included Agr. sector)  
22.2% (excluded Agr. sector)  
Source: LFS.

2019-2020 HIES  
2023-2024 EUS  
FIJ

2019-2020 HIES  
2023-2024 EUS  
FIJ

**IN& PLFS Maldives**

2019-2020 HIES  
2023-2024 EUS  
FIJ


2019-2020 HIES  
2023-2024 EUS  
FIJ

2019-2020 HIES  
2023-2024 EUS  
FIJ

2019-2020 HIES  
2023-2024 EUS  
FIJ

**MYS**  
REPORT ON STUDY OF CONTRIBUTION OF INFORMAL SECTOR TO MALAYSIA'S GDP (INTERNAL)

**IN& PLFS**



2019-2020 HIES  
2023-2024 EUS  
FIJ

2019-2020 HIES  
2023-2024 EUS  
FIJ

**IN& PLFS**

2019-2020 HIES  
2023-2024 EUS  
FIJ

2019-2020 HIES  
2023-2024 EUS  
FIJ

2019-2020 HIES  
2023-2024 EUS  
FIJ

2019-2020 HIES  
2023-2024 EUS  
FIJ

**MYS**  
REPORT ON STUDY OF CONTRIBUTION OF INFORMAL SECTOR TO MALAYSIA'S GDP (INTERNAL)

**IN& PLFS**

2019-2020 HIES  
2023-2024 EUS  
FIJ

2019-2020 HIES  
2023-2024 EUS  
FIJ

**Maldives**  
HIES 2019

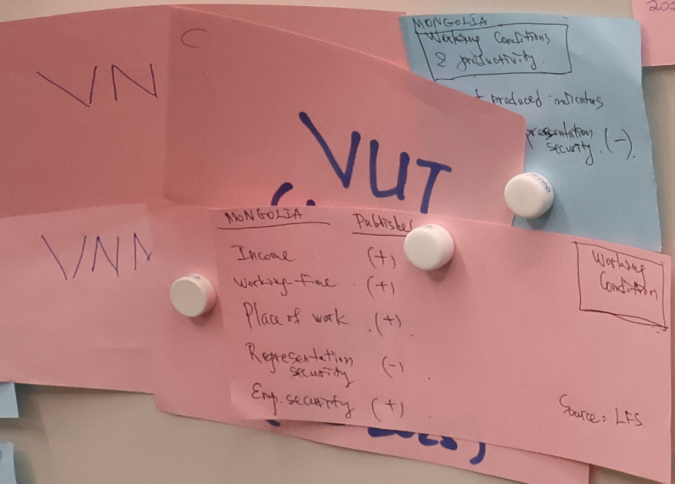
2019-2020 HIES  
2023-2024 EUS  
FIJ

2019-2020 HIES  
2023-2024 EUS  
FIJ

**Economic Census 2017/18 & MICS.**

2019-2020 HIES  
2023-2024 EUS  
FIJ

2019-2020 HIES  
2023-2024 EUS  
FIJ



2019-2020 HIES  
2023-2024 EUS  
FIJ

2019-2020 HIES  
2023-2024 EUS  
FIJ

2019-2020 HIES  
2023-2024 EUS  
FIJ

**Maldives**  
HIES 2019

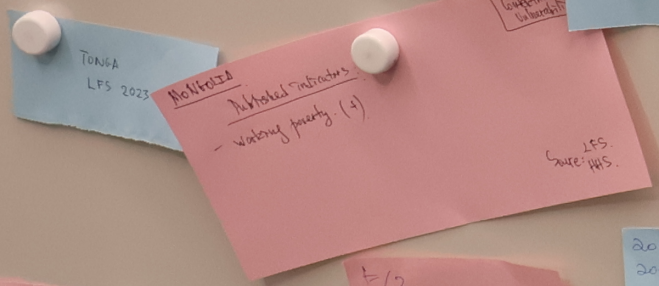
2019-2020 HIES  
2023-2024 EUS  
FIJ

2019-2020 HIES  
2023-2024 EUS  
FIJ

2019-2020 HIES  
2023-2024 EUS  
FIJ

2019-2020 HIES  
2023-2024 EUS  
FIJ

2019-2020 HIES  
2023-2024 EUS  
FIJ



2019-2020 HIES  
2023-2024 EUS  
FIJ

2019-2020 HIES  
2023-2024 EUS  
FIJ

2019-2020 HIES  
2023-2024 EUS  
FIJ

**Maldives**  
HIES 2019

2019-2020 HIES  
2023-2024 EUS  
FIJ

2019-2020 HIES  
2023-2024 EUS  
FIJ

2019-2020 HIES  
2023-2024 EUS  
FIJ

2019-2020 HIES  
2023-2024 EUS  
FIJ

2019-2020 HIES  
2023-2024 EUS  
FIJ

**MYS**  
LFS/stw/IS

**VUT**  
(BE 2022)

2019-2020 HIES  
2023-2024 EUS  
FIJ

2019-2020 HIES  
2023-2024 EUS  
FIJ

2019-2020 HIES  
2023-2024 EUS  
FIJ

**Indonesia**  
LFS SENS

2019-2020 HIES  
2023-2024 EUS  
FIJ

2019-2020 HIES  
2023-2024 EUS  
FIJ

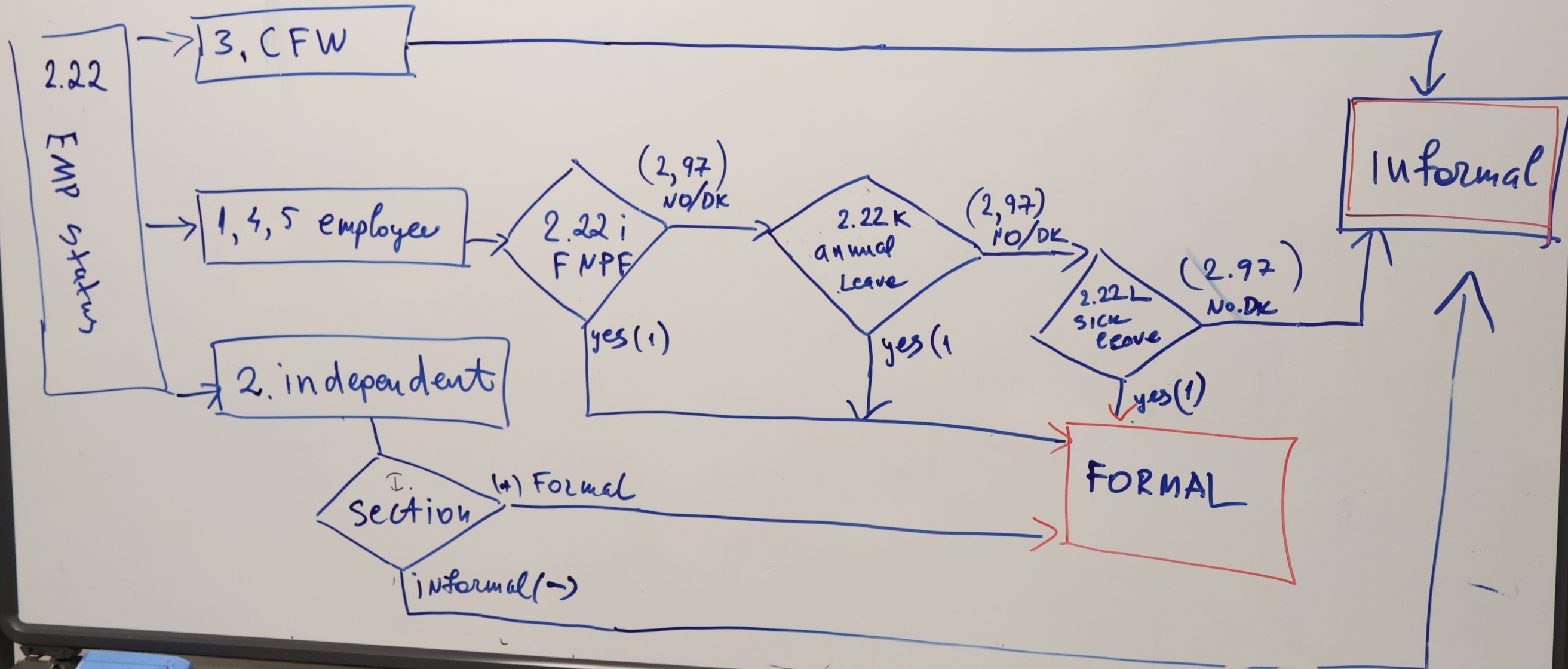
2019-2020 HIES  
2023-2024 EUS  
FIJ

2019-2020 HIES  
2023-2024 EUS  
FIJ

2019-2020 HIES  
2023-2024 EUS  
FIJ



ii. informal employment [Fiji case]





INFORMAL EMPLOYMENT

PARTLY INFORMAL ACTIVITIES

INFORMAL WORK ACTIVITIES

Economic UNITS (informal sector)

INFORMAL PRODUCTIVE ACTIVITIES

1 SIZE & TRENDS of INFORMALITY

2 COMPOSITION of INFORMALITY

3 EXPOSURE to INFORMALITY

4 WORKING CONDITIONS & PRODUCTIVITY

5 CONTEXTUAL VULNERABILITY

6 OTHER STRUCTURAL FACTORS

IND. (PLFS)

VUT (LFS 2025) MALDIVES

IND. (PLFS) MALDIVES

IND. (PLFS) MALDIVES

IND. (PLFS) MALDIVES

IND. (PLFS) MALDIVES

IND. (PLFS) MALDIVES

INDONESIA LFS

INDONESIA LFS

INDONESIA LFS

INDONESIA LFS

INDONESIA LFS

MYS LFS/SIS

MYS LFS/SIS

MYS LFS/SIS

MYS LFS/SIS

MYS LFS/SIS

2019-2020 HIES 2023-2024 EUS Fiji

2019-2020 HIES 2023-2024 EUS Fiji

2019-2020 HIES 2023-2024 EUS Fiji

2019-2020 HIES 2023-2024 EUS Fiji

2019-2020 HIES 2023-2024 EUS Fiji

2019-2020 HIES 2023-2024 EUS Fiji

2019-2020 HIES 2023-2024 EUS Fiji

2019-2020 HIES 2023-2024 EUS Fiji

2019-2020 HIES 2023-2024 EUS Fiji

2019-2020 HIES 2023-2024 EUS Fiji

2019-2020 HIES 2023-2024 EUS Fiji

2019-2020 HIES 2023-2024 EUS Fiji

2019-2020 HIES 2023-2024 EUS Fiji

2019-2020 HIES 2023-2024 EUS Fiji

IND PLFS Maldives

IND PLFS Maldives

IND PLFS Maldives

IND PLFS Maldives

IND PLFS Maldives

IND PLFS Maldives

IND PLFS Maldives

MYS LFS/SIS

MYS LFS/SIS

MYS LFS/SIS

MYS LFS/SIS

MYS LFS/SIS

MYS LFS/SIS

MYS LFS/SIS

IND PLFS

IND PLFS

IND PLFS

IND PLFS

IND PLFS

IND PLFS

IND PLFS

MYS LFS/SIS

MYS LFS/SIS

MYS LFS/SIS

MYS LFS/SIS

MYS LFS/SIS

MYS LFS/SIS

MYS LFS/SIS

IND PLFS

IND PLFS


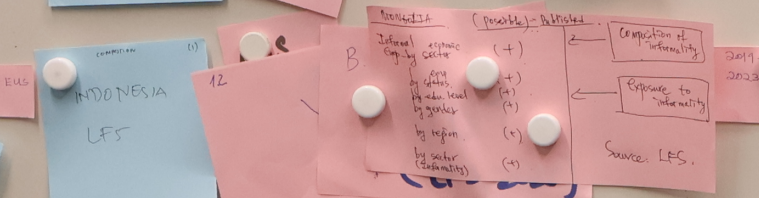
IND PLFS

IND PLFS

IND PLFS

IND PLFS

IND PLFS



Maldives LFS

MYS LFS/SIS

VUT (BEC 2022)

Economic Census 2017/18 & MICS



### INFORMAL PRODUCTIVE ACTIVITIES

### Economic UNITS [Informal sector]

### INFORMAL Work ACTIVITIES

### PARTLY INFORMAL ACTIVITIES

### INFORMAL EMPLOYMENT

#### SIZE & TREND OF INFORMALITY

#### COMPOSITION OF INFORMALITY

#### EXPOSURE TO INFORMALITY

#### WORKING CONDITIONS & PRODUCTIVITY

#### CONTEXTUAL VULNERABILITY

#### OTHER STRUCTURAL FACTORS

IND. (PLFS)  
IND. (PLFS)  
IND. (PLFS)  
IND. (PLFS)  
IND. (PLFS)  
IND. (PLFS)  
IND. (PLFS)  
IND. (PLFS)  
IND. (PLFS)  
IND. (PLFS)  
IND. (PLFS)  
IND. (PLFS)

INDONESIA LFS

INDONESIA LFS

INDONESIA LFS

INDONESIA LFS

INDONESIA LFS

INDONESIA LFS

INDONESIA (Labbates) 2023-2024 EUS 22 LFS (excl. Ag. sector)

INDONESIA (Labbates) 2023-2024 EUS 22 LFS (excl. Ag. sector)

INDONESIA (Labbates) 2023-2024 EUS 22 LFS (excl. Ag. sector)

INDONESIA (Labbates) 2023-2024 EUS 22 LFS (excl. Ag. sector)

INDONESIA (Labbates) 2023-2024 EUS 22 LFS (excl. Ag. sector)

INDONESIA (Labbates) 2023-2024 EUS 22 LFS (excl. Ag. sector)

2019-2020 HIES 2023-2024 EUS FIJ

2019-2020 HIES 2023-2024 EUS FIJ

2019-2020 HIES 2023-2024 EUS FIJ

2019-2020 HIES 2023-2024 EUS FIJ

2019-2020 HIES 2023-2024 EUS FIJ

2019-2020 HIES 2023-2024 EUS FIJ

2019-2020 HIES 2023-2024 EUS FIJ

IND. PLFS Maldives

IND. PLFS Maldives

IND. PLFS Maldives

IND. PLFS Maldives

IND. PLFS Maldives

IND. PLFS Maldives

IND. PLFS Maldives

IND. PLFS Maldives

IND. PLFS Maldives

IND. PLFS Maldives

IND. PLFS Maldives

IND. PLFS Maldives

IND. PLFS Maldives

IND. PLFS Maldives

IND. PLFS Maldives

IND. PLFS Maldives

IND. PLFS Maldives

IND. PLFS Maldives

IND. PLFS Maldives

IND. PLFS Maldives

IND. PLFS Maldives

IND. PLFS Maldives

IND. PLFS Maldives

IND. PLFS Maldives

IND. PLFS Maldives

IND. PLFS Maldives

IND. PLFS Maldives

IND. PLFS Maldives

IND. PLFS Maldives

IND. PLFS Maldives

IND. PLFS Maldives

IND. PLFS Maldives

IND. PLFS Maldives

IND. PLFS Maldives

IND. PLFS Maldives

IND. PLFS Maldives


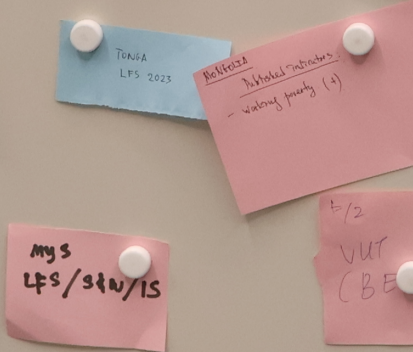

IND. PLFS Maldives

IND. PLFS Maldives

IND. PLFS Maldives

IND. PLFS Maldives

IND. PLFS Maldives



Economic Census 2017/18 & MICS

INDONESIA (Labbates) 2023-2024 EUS 22 LFS (excl. Ag. sector)

INDONESIA (Labbates) 2023-2024 EUS 22 LFS (excl. Ag. sector)

INDONESIA (Labbates) 2023-2024 EUS 22 LFS (excl. Ag. sector)

INDONESIA (Labbates) 2023-2024 EUS 22 LFS (excl. Ag. sector)

INDONESIA (Labbates) 2023-2024 EUS 22 LFS (excl. Ag. sector)

INDONESIA (Labbates) 2023-2024 EUS 22 LFS (excl. Ag. sector)

INDONESIA (Labbates) 2023-2024 EUS 22 LFS (excl. Ag. sector)

2019-2020 HIES 2023-2024 EUS FIJ

2019-2020 HIES 2023-2024 EUS FIJ

2019-2020 HIES 2023-2024 EUS FIJ

2019-2020 HIES 2023-2024 EUS FIJ

2019-2020 HIES 2023-2024 EUS FIJ

2019-2020 HIES 2023-2024 EUS FIJ

2019-2020 HIES 2023-2024 EUS FIJ

IND. PLFS Maldives

IND. PLFS Maldives

IND. PLFS Maldives

IND. PLFS Maldives

IND. PLFS Maldives

IND. PLFS Maldives

IND. PLFS Maldives

IND. PLFS Maldives

IND. PLFS Maldives

IND. PLFS Maldives

IND. PLFS Maldives

IND. PLFS Maldives

IND. PLFS Maldives

IND. PLFS Maldives

IND. PLFS Maldives

IND. PLFS Maldives

IND. PLFS Maldives

IND. PLFS Maldives

IND. PLFS Maldives

IND. PLFS Maldives

IND. PLFS Maldives

IND. PLFS Maldives

IND. PLFS Maldives

IND. PLFS Maldives

IND. PLFS Maldives

IND. PLFS Maldives

IND. PLFS Maldives

IND. PLFS Maldives

IND. PLFS Maldives

IND. PLFS Maldives

IND. PLFS Maldives

IND. PLFS Maldives

IND. PLFS Maldives

IND. PLFS Maldives

IND. PLFS Maldives

IND. PLFS Maldives

IND. PLFS Maldives

IND. PLFS Maldives

IND. PLFS Maldives

IND. PLFS Maldives

IND. PLFS Maldives