

# Fourth Meeting of the Network for the Coordination of Statistical Training in Asia and the Pacific

12 September 2018 Chiba, Japan

## Progress on Economic Statistics



## Report on the Network for the Coordination of Statistical Training in Asia and the Pacific

At the third meeting on 5 December 2017,  
Chiba, Japan

While encouraging all Network members to participate in activities, in accordance with their interests, the meeting agreed to create a team (also referred to as a subgroup) that was composed of Network members willing to work within the Regional Programme, support its objectives and focus on training activities on **economic statistics**. The subgroup would operate on a voluntary basis and was expected to support the activities of the training component of the Regional Programme.

## E-learning Courses

Topic	Date	Participants
Basic-level on SNA	13 March – 14 April 2017	156
Intermediate-level on SNA	12 June – 21 July 2017	91
System of Environmental-Economic Accounting (SEEA)	9 October – 10 November 2017	210
Integrated Economic Statistics to Support 2008 SNA Implementation	19 February – 16 March 2018	1,150
Price Statistics	1 March – 10 April 2018	260
Statistical Business Registers: Data Sources, Maintenance and Quality Assurance	9 May – 16 May 2018 <i>Blended with the face-to-face course</i>	27
Introduction to Official Statistics	9 May – 2 June 2018	88
	19 June – 18 July 2018	137
	6 August – 5 September 2018	220
Food Balance Sheet (FBS)	21 May – 14 June	155

3



## Workshop of Quality on Statistic for SDGs

23 – 25 April 2018, Chiba, Japan

- Facilitated understanding what are quality data prerequisites for compiling, tracking and monitoring SDG indicators, and basic concepts and frameworks on quality of statistics
- Provided knowledge on generic National Quality Assurance Framework (NQAF), Data Quality Assessment Framework (DQAF) and enhanced General Data Dissemination System (e-GDDS)
- Funded by UNSD-Japan Trust Fund
- Supported by resource persons from UNSD, IMF and Government of Japan

4



## Regional Course on Statistical Business Registers: Data Sources, Maintenance and Quality Assurance

21-25 May 2018, Perak, Malaysia

- to help countries in the early stages of establishing statistical business registers and provide a platform for demonstrating good practices and exchanging experiences in the improvement, maintenance and use of statistical business registers
- blended course = e-learning course + face-to-face course
- collaboration with the Department of Statistics, Malaysia and the ESCAP Statistics Division

5



## Regional Programme on Economic Statistics

- the longest-running initiative of the ESCAP Committee on Statistics
- endorsed at its second session in 2010
- strengthened national statistical systems that produce the Core Set of Economic Statistics
- improved training capacity of national statistical systems on the Core Set of Economic Statistics
- increased availability of knowledge and sharing of best practices across the region on quality enhancement of economic statistics

6



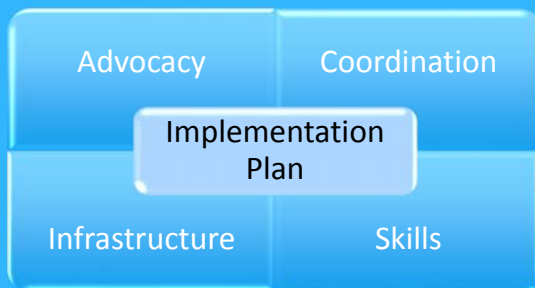
# Steering Group for the Regional Programme on Economic Statistics (SGRPES)

Third Session of ESCAP Committee on Statistics in December 2012



## SGRPES

to oversee the design and implementation of the Programme



7



## Core Set of Economic Statistics

	Core Indicator	RPES recommendations
<b>Price and Costs</b>	Consumer price index (CPI)	Quarterly
	Producer price index (PPI)	Quarterly
	Commodity price index	Monthly
	External merchandise trade price indices	Monthly
	Wages / Earnings data	Quarterly
	Labour costs index / Wage index	Quarterly
<b>Demand and Output</b>	GDP (production) nominal and real	Quarterly
	GDP (expenditure) nominal and real	Quarterly
	External trade – merchandise	Monthly
	External trade – services	Quarterly
	Short-term indicator (STI) - industry output	Quarterly
	STI – services output	Quarterly
	STI – consumer demand	Quarterly
	STI – fixed investment	Quarterly
	STI – inventories	Quarterly
	Economy structure statistics	Every 5 years
Productivity	Annually	
<b>Income and Wealth</b>	Integrated national accounts	Annually
	Institutional sector accounts	Annually
	Balance of payments (BOP)	Quarterly
	International investment position (IIP)	Annually
	External debt	Quarterly
<b>Money and Banking</b>	Income distribution	Every 5 years
	Assets / liabilities of depository corporations	Monthly
	Broad money and credit aggregates	Monthly
	Interest rate statistics	Monthly
<b>Government</b>	General government operations	Quarterly
	General government debt	Quarterly
<b>Labour Market</b>	Labour supply and demand	Annually
	Hours worked	Quarterly
<b>Natural Resources and Environment</b>	Natural resources	Annually



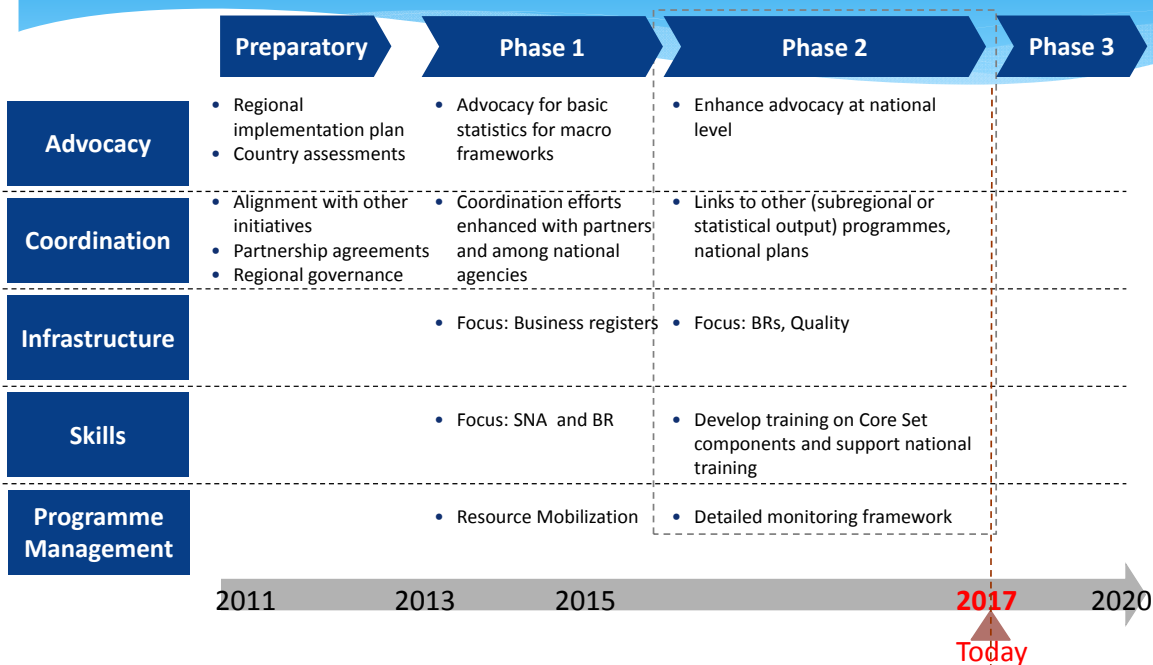
# Purpose of Seventh Meeting of SGRPES in May 2018

1. Review the status of programme implementation as at end of Phase II, its second milestone year (2017)
2. Review the work of taskforces
3. Review and make recommendations on future work arrangements for the SGRPES and phase III of the programme
4. Identify issues to report to the Committee on Statistics at its 6th session in October 2018

9



## Progress of SGRPES Where we are and Where we are going



10



## Outputs of Seventh Meeting of SGRPES

- observed that much progress had been made, with countries having produced, on average, 72 per cent of the core set
- large discrepancies were noted between high-income and low-income countries
- quality dimensions such as relevance, accuracy and comprehensiveness were highlighted as continuous concerns

11



## Going Forward of SGRPES

Considered a revision of the core set, bearing in mind the following aspects

- the varying availability in most countries of most core set items
- the continuous need for quality improvement
- demand stemming from the 2030 Agenda
- alignment with the collective vision and framework for action

Noted that the collective vision and framework for action covered results towards 2030

- while the current end date for the Regional Programme was 2020
- in line with the 2030 Agenda

12



## Committee on Statistics in October 2018


- Request the Steering Group to review the core set of economic statistics
- Request the Steering Group to adjust the core set to ensure:
  - That its alignment with the collective vision and framework for action and the SDGs is enhanced;
  - That priority issues for the third phase of implementation of the Regional Programme, such as quality improvements, are reflected;
- Request the Steering Group to put forward the revised core set of economic statistics for endorsement by the Committee at its seventh session, in 2020
- Express its view on a possible extension of the Regional Programme to 2030 to align its results, approaches and implementation period with that of the collective vision and framework for action and the 2030 Agenda
- Provide any other related guidance to the Steering Group on its achievements and work

13



## Future Collaboration

Through the Regional Programme, a standard curriculum is being developed to enable national statistical offices to provide training on economic statistics to the staff of their national statistical systems.



The subgroup of the Network will provide input and advice on the curriculum and training materials and their roll-out by national statistical offices.

14

