



Business cycle of Mongolia

Regional Workshop on Short-term Economic Indicators
and Service Statistics to Support 2008 SNA
Implementation

25 – 27 September 2017
Chiba, Japan

Lkham Narantsogt
Senior Officer, National Account and Statistical Research Department
National Statistical Office of Mongolia

www.nso.mn



Objectives of the presentation

- Background
- GDP estimation
- Price index
- Industrial productions
- Real wage
- Export and Import
- Money Supply
- State Budget expenditure

www.nso.mn



Background

- To monitor actions and measures related to economic policy and to measure the economic changes, business cycle indicators are mostly employed for analyses.
- In this context, measurement of the business cycle through composite indicators is one of key challenges.
- The economic cycle identifies frequency of upward and downward movement of large economic activities such as output, consumption, investment, and employment.
- In terms of time, the cycle is determined by fluctuation movement in economic activity for the period more than a year.

www.nso.mn



GDP estimation

GDP estimates: As for Mongolia, we compute the following GDP estimates.

- Quarterly GDP
 - GDP (P) by industries, at current and 2010 constant prices
 - GDP (E) at current and 2010 constant prices
- Annual GDP based on Structural Business Surveys and other administrative data (GDP(P) and GDP(E) are not equal).
 - GDP(P) by industries, at current and 2010 constant prices
 - GDP(E) at current and 2010 constant prices
 - GDP(I) at current price
- Annual GDP (at current prices) based on SUT : SUT integrates all 3 GDP measures into one comprehensive framework (2010-2015).

www.nso.mn



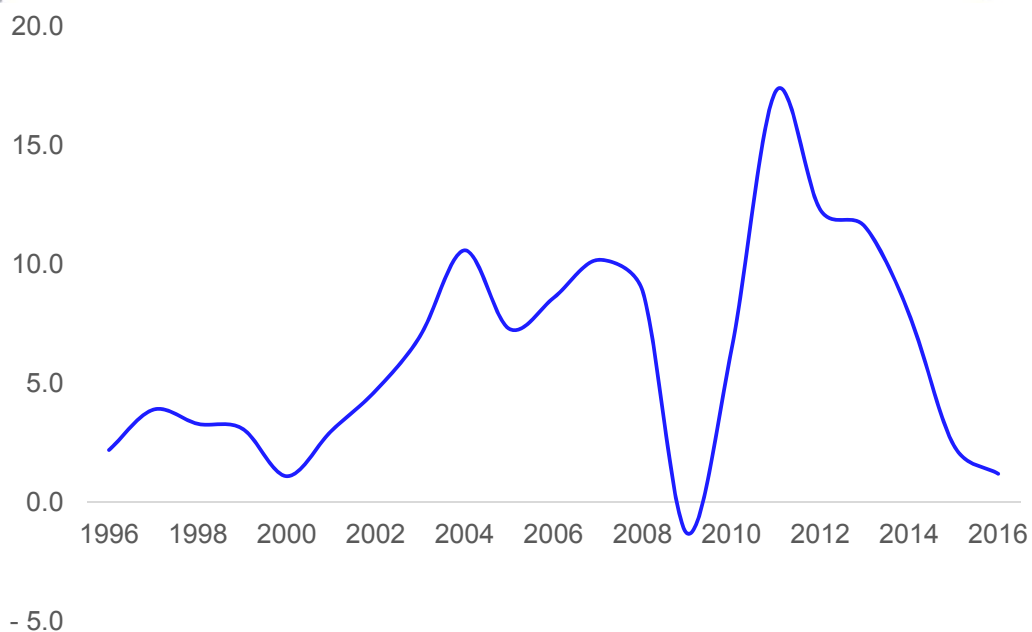
Quarterly GDP estimation

- The National Statistical Office makes quarterly estimates for GDP by production and expenditure approach available to the general public in second months after quarters, February, May, August and November.

www.nso.mn



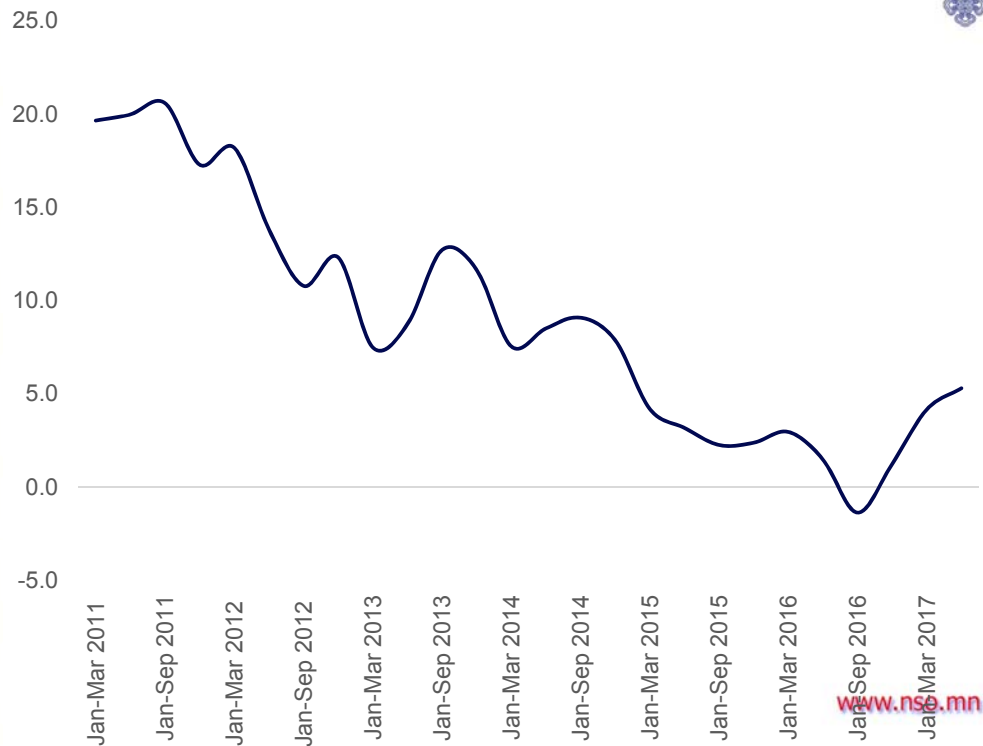
Cycle of the GDP's growth rate



www.nso.mn



Cycle of the GDP's growth rate, quarterly



www.nso.mn



Price index

Price index: We calculate and publish the following price indexes:

- 1. Consumer Price Index (CPI)
- 2. Producer Price Index (PPI), in industry
 - a. Industrial Producer Price Index, by division, monthly
 - b. experimental estimation
 - Construction cost index, by construction type by quarter, 2015=100,
 - Terms of trade index, by month, 2010=100,
 - Producer price index of accommodation sector, by quarter, 2015=100,
 - Producer price index of information and communication sector, by quarter and division and quarter, 2015=100,
 - Producer price index of food and beverage service sector, by quarter, 2015=100,
 - Producer price index of transportation sector, by division and quarter, 2015=100,
 - Wholesale and retail trade producer index, by quarter and division, 2015=100,

www.nso.mn



Price index

- From 1991 onwards CPI for Ulaanbaatar and from 1997 CPI for all aimags have been calculated according to ILO methodology;
- Nomenclatures, weights and base years of the CPI have been updated four times;
- In 2011, the number of items in the consumer basket increased up to 329 (for aimags to 214) and the expenditure weights was updated based on result from the 2010 Household Socio- Economic Survey, the prices of December 2010 were taken as the reference period .
- Methodology for calculation of CPI was revised and approved in 2008; and
- From January 2012 onwards, the CPI has been calculated using new basket and weights. The national CPI are compiled for main aggregated 12 groups of COICOP.

www.nso.mn



Cycle of CPI's growth rate



www.nso.mn



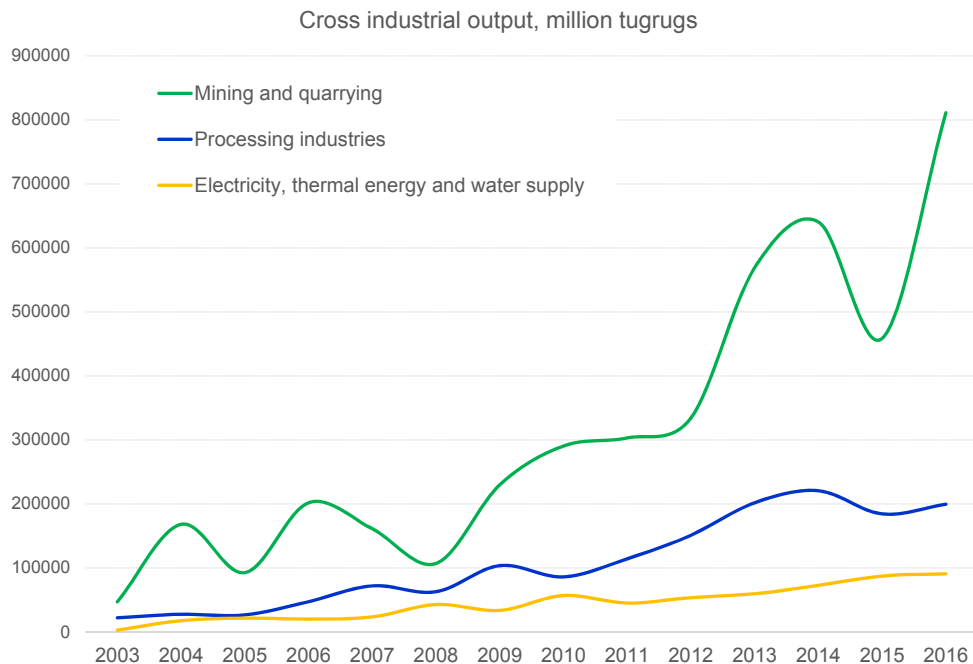
Industrial productions

- Statistics of total outputs of industrial production is being compiled on annual and monthly basis.
- **Annual Data:** Annual data of industrial productions are being compiled at the statistical divisions at the aimag and capital city, at the latest 4 March of next year and being used for the estimation of value added, intermediate consumption and total output of industrial production.
- **Monthly data:** Monthly statistics of total outputs of industrial production is being received from statistical divisions of districts and aimags at the 4th of every month and being compiled and processed.
 - Price of goods are valued at constant prices and related indices are being estimated,
 - A total production is compiled at both constant and current price,
 - Numerous indicators such as total sale and a production of main goods, number of employees, productivity are being estimated and published in monthly bulletins.

www.nso.mn



Industrial productions





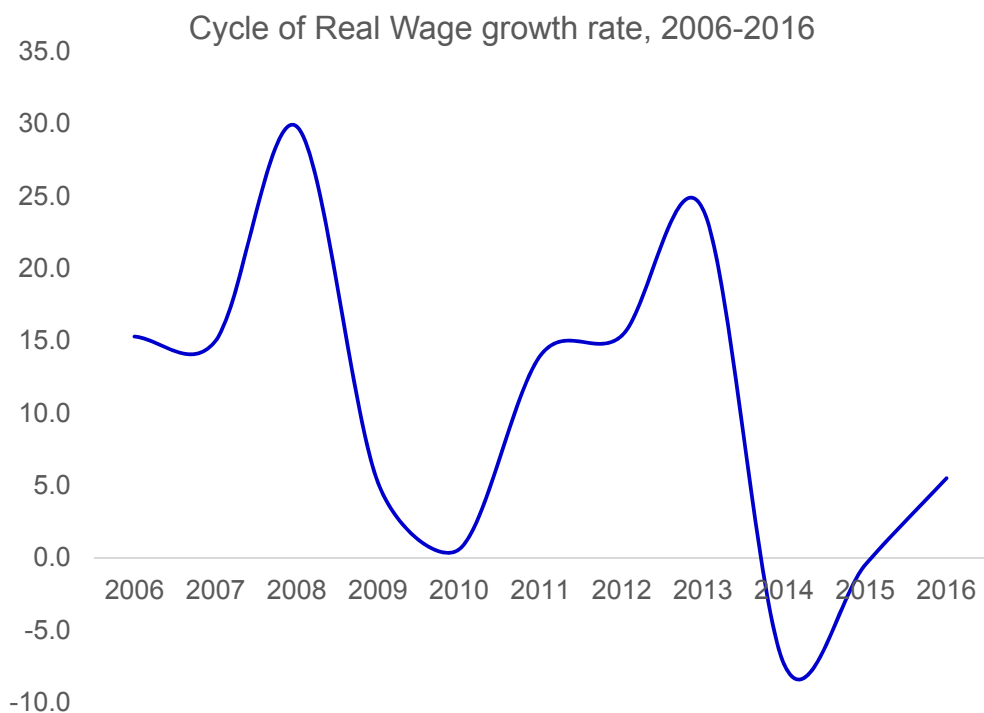
Real wage

- NSO has estimated the monthly average wages and salaries on a basis of Establishment sampling surveys during 2000 to 2013.
- Data source of the wages and salaries is changed in 2014 to Social Insurance fund of Health and Social Insurance General Office data.
- Wage data are compiled data on a quarterly basis.

www.nso.mn



Cycle of real wages





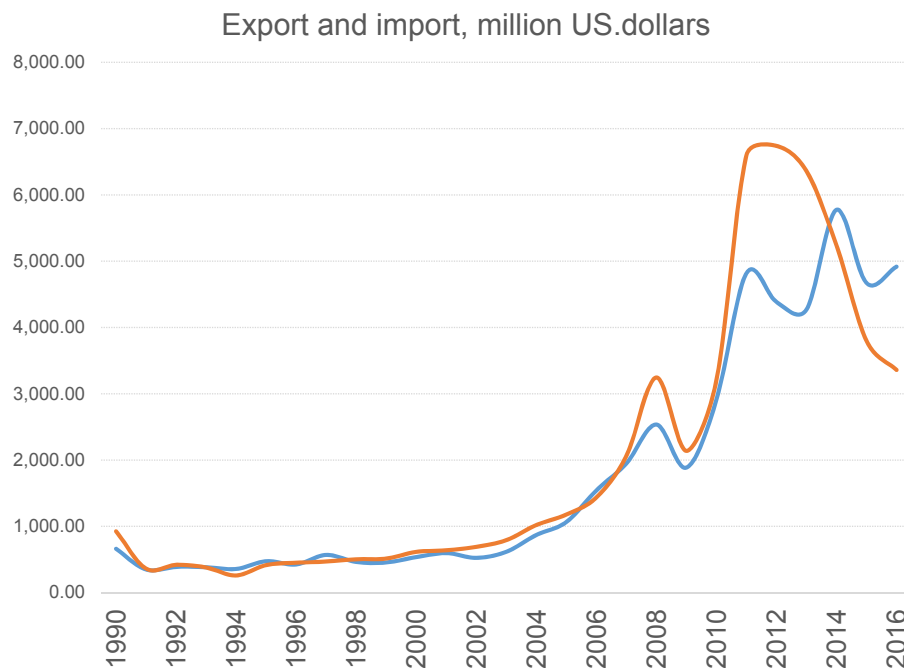
Export and Import

- Export and Import data is being compiled on basis of every 15 days as well as monthly and annually based on data provided by the General Custom Office.
- 1. Statistical data compiled in every 15 days, are being disseminated to the users, through website of the NSO of Mongolia.
- 2. Monthly statistics are disseminated to the users in every 15th of the following month and published in monthly bulletins.
- 3. Annual data compiled in May of next year is published at the Statistical Yearbook and also used for GDP estimation.

www.nso.mn



Export and Import



www.nso.mn



Money Supply



- Statistics on money supply is compiled on monthly and annual basis, based on data provided by the Mongol Bank. Namely:
 - 1. Monthly statistics on currency exchange is being disseminated to the users through monthly bulletins.
 - 2. Annual statistics on currency exchange is being published on Statistical Yearbook in May of the following year.

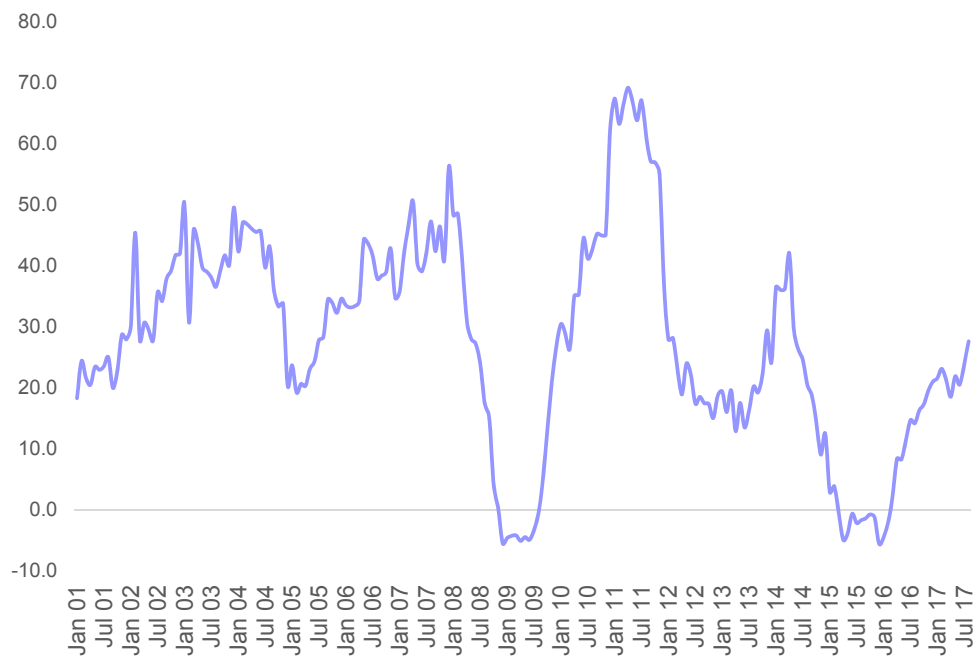
www.nso.mn



Cycle of Money supply



Cycle of M2's growth rate, 2001-2017





State Budget expenditure



- Statistics on state budget expenditure is compiled based on data provided by the Ministry of Finance, by monthly and annual basis.
- 1. Monthly statistics of state budget expenditure are disseminated to the users at the 7th of following month, through monthly bulletins.
- 2. Annual statistical data on state budget expenditure is being compiled in May of the following year and is being published in Statistical Yearbook. These data is also used for GDP estimations.

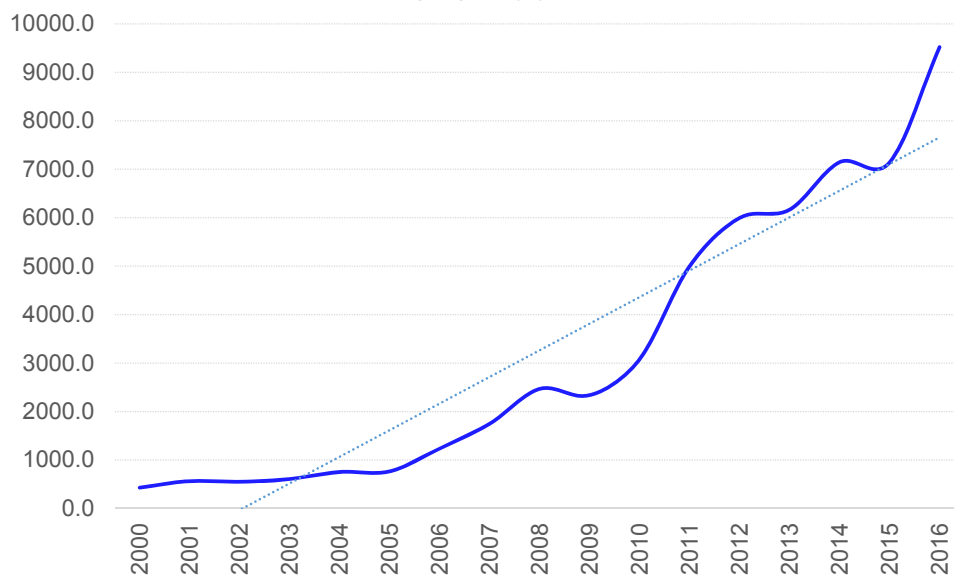
www.nso.mn



State Budget expenditure



Mongolian General Government Expenditure, by billion tugrugs, by year



www.nso.mn



Thank you

Web page : <http://nso.mn>; www.1212.mn

E-mail : international@nso.mn

www.nso.mn